



2017 Community Energy & Emissions Plan (CEEP)

An updated 5-year plan for the City of Prince Rupert to reduce community energy use and emissions of greenhouse gasses.



Background

- City commissioned an Energy and Greenhouse Gas Plan in 2008
 - Set targets for greenhouse gas reductions
 - 5% reduction by 2012, 15% reduction by 2016, 33% reduction by 2020
 - Targets incorporated into OCP in 2010
- Recommended 19 actions for the City
- Anticipated significant provincial support
- Provincial regulations and incentives have changed substantially since then

City of Prince Rupert Energy and Greenhouse Gas Plan

Final Draft



Prince Rupert City and Regional Archives



Photo: Maher Terminals Canada



City of Prince Rupert

Prepared for:
The City of Prince Rupert

Project Contact:
Michael Cumes

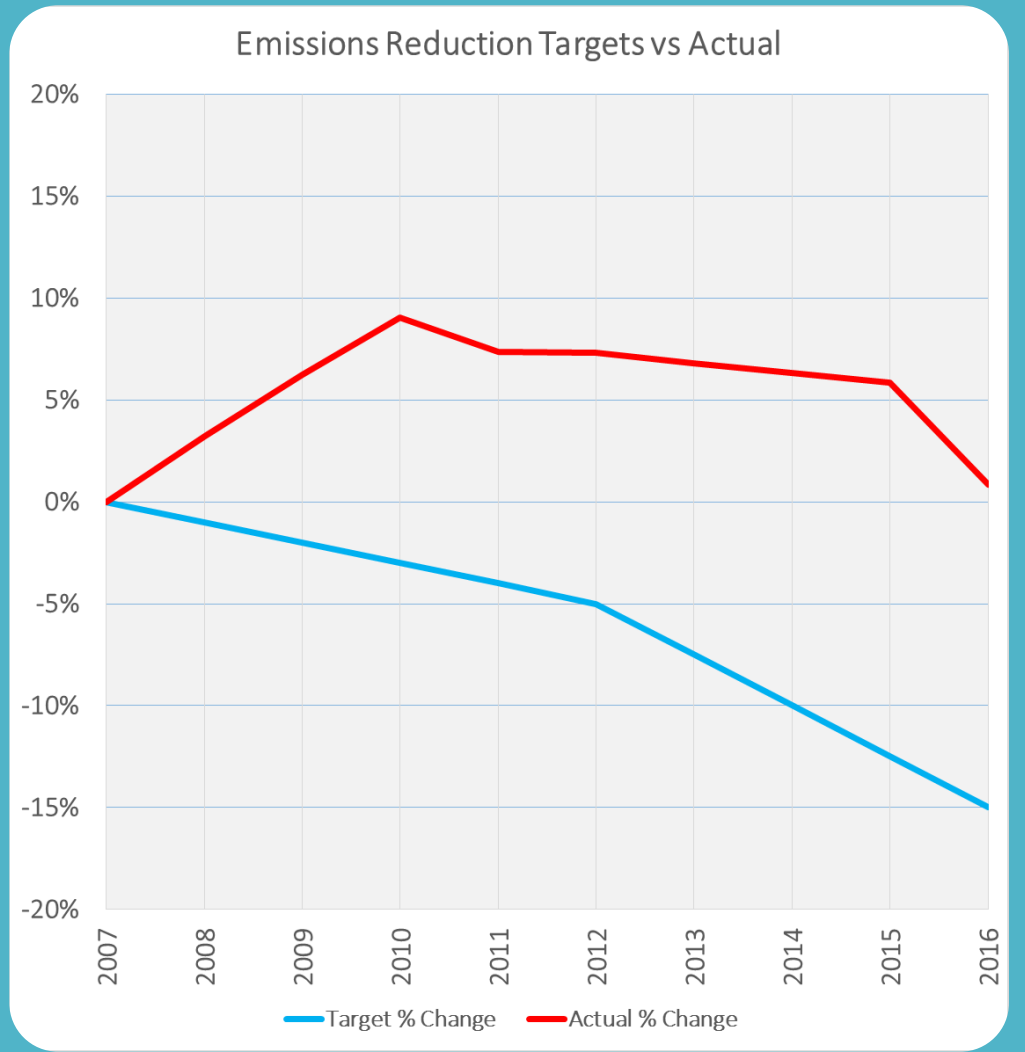
Prepared by:
The Shellair Group
Vancouver, BC
Project Contact: Ron Macdonald
604-732-9106 ext: 306

Date: September 29, 2008



Progress to Date

- Community emissions rose until 2010
 - Due primarily to industrial development
 - Steady improvement from 2010-2016
- Third-party support has not been as significant as expected
 - Reduction in BC Hydro incentives
 - Not eligible for FortisBC incentives
 - No regional NRCAN energy advisors
- Financially constrained
 - Decreased city revenues
 - Few provincial funding opportunities





Why Update?

- Existing plan is not delivering results
 - Unexpected industrial emissions growth
 - Inadequate funds to support actions
 - Reductions to provincial supports
- Can learn from 10 years of implementation in other locales
- Establish priorities for staff
- Improving community energy use keeps money circulating locally
 - Virtually all energy dollars spent currently leaving the community



Business As Usual

\$47M / Year



After CEEP

\$42M / Year

\$5M / Year
Reinvested in the
Community





Developing the Plan

- Facilitated by the Community Energy Association of BC (CEA)
 - Funding provided by BC Hydro
- Review of the City's Community Energy and Emissions Inventories
 - 2006, 2010, 2012 and 2016
- Full day development workshop
 - Attended by Mayor, City Staff, members of the Port, MDC, Transition and others
- Considered more than 100 actions implemented in other communities



City and Partner Workshop with the CEA



Updated 5-Year Action Plan

Actions	2017	2018	2019	2020	2021	Ongoing
Promote electricity, natural gas, & other energy efficiency programs	X					X
Review land use & transportation plans / policies for SCEEP incorporation	X					
Green Marine Program - Write letter of support for Port Authority	X					
Street design	X					
Variable DCC's to encourage infill development	X					
Collaborate with major employers on work-related transportation	X					
Comprehensive energy efficiency retrofit campaign (e.g. Energy Diet)		X				X
Land use suite "enhanced"		X				
Flow RGS, OCP, and local area plans through to zoning		X				
Active transportation planning		X				
Low carbon and electric vehicle fuelling/charging stations		X				X
Education for realtors - energy efficiency & renewable energy			X			
Improve active transportation infrastructure			X			
Support car share cooperatives			X			
Support local food production, e.g. farmers markets, community gardens				X		
Organics diversion					X	



Additional Opportunities

Actions	2017	2018	2019	2020	2021	Ongoing
Anti-idling campaign / bylaw	M					
District energy / renewable energy systems		M				
Building code energy efficiency - educate & support compliance		M				
Energy Step Code		M				M
Encourage biomass heating through education or leading by example		M				
Implement 30 km/hr speed limit in parts of the community		M				
Electric vehicle & e-bike awareness event		M				
Density bonus for energy performance			M			
Voluntary or mandatory energy labelling of existing or new homes			M			M
Establish a regional energy co-operative				M		
Create rezoning policy to achieve desired energy performance					M	
Development Permit Area - to enhance energy performance (e.g. orientation, landscaping)					M	M
Natural gas vehicle collaboration					M	



2008 Plan → 2017 Update

- 5 Actions from 2008 completed or partially completed

- **Action 1:** Establish reduction targets and incorporate into OCP
- **Action 4:** Engage with residents on conservation & climate change
- **Action 7:** Improve transit service opportunistically
- **Action 12:** Investigate new powers granted under Bill 27
- **Action 15:** Review municipal buildings for energy opportunities



2008 Plan → 2017 Update

- 5 Actions from 2008 completed or partially completed
- 5 Actions carried forward to the updated 2017 plan
- **Action 6:** Improve Transit Amenities
- **Action 8:** Improve opportunities for alternative transportation
- **Action 9:** Promote existing energy efficiency programs
- **Action 13:** Encourage developers to build energy efficient buildings
- **Action 16:** Evaluate opportunities for the city to use hybrid vehicles



2008 Plan → 2017 Update

- 5 Actions from 2008 completed or partially completed
- 5 Actions carried forward to the updated 2017 plan
- 3 Actions included as opportunities in 2017 update
- **Action 5:** Explore idling reduction opportunities
- **Action 18:** Target to achieve 10% of energy needs from clean resources
- **Action 19:** Engage regional partners to implement renewable energy supply opportunities



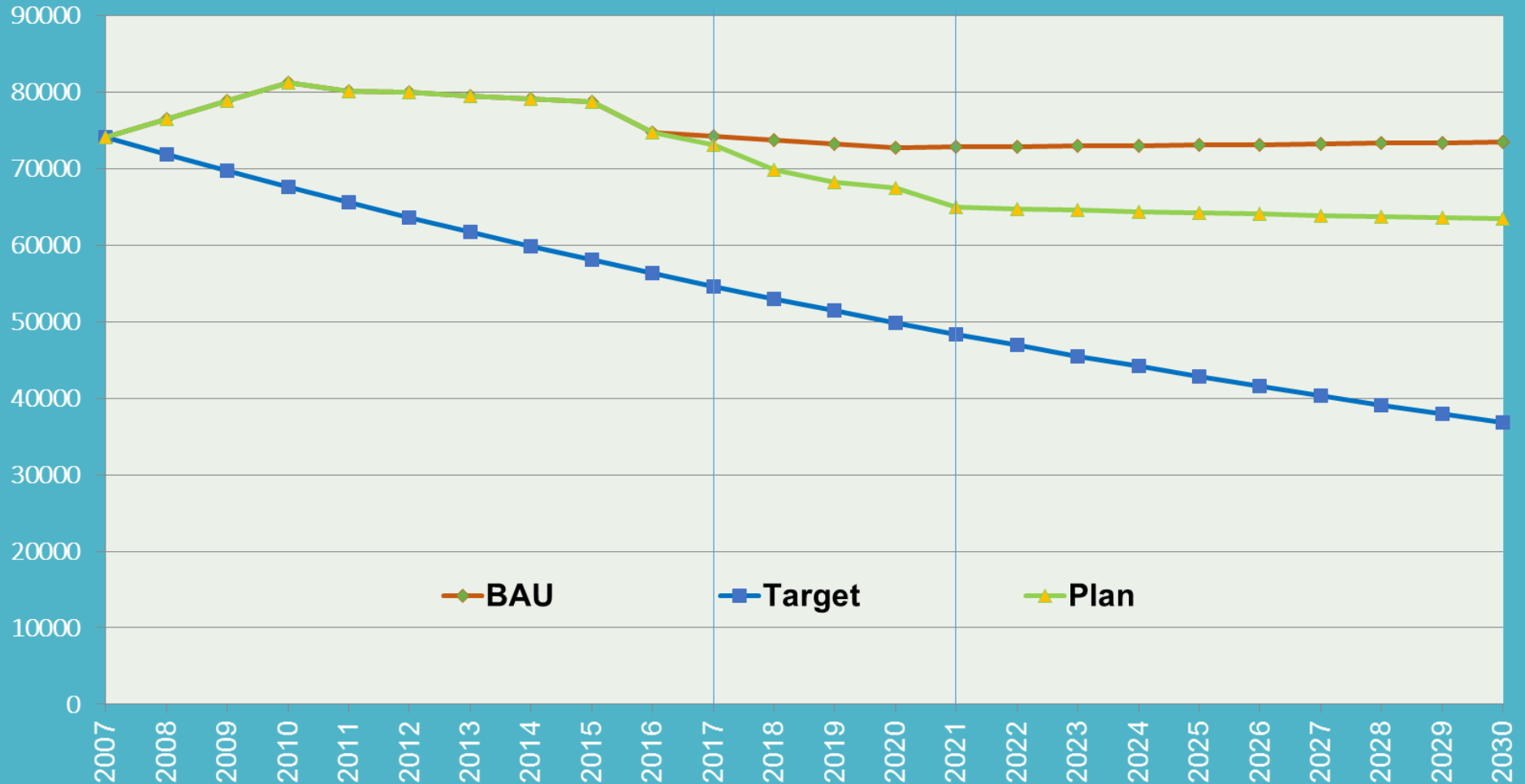
2008 Plan → 2017 Update

- 5 Actions from 2008 completed or partially completed
- 5 Actions carried forward to the updated 2017 plan
- 3 Actions included as opportunities in 2017 update
- 6 Actions not included
 - Infeasible / expensive
 - Unlikely to deliver results
- **Action 2:** Develop Green Tradeshow
- **Action 3:** Green dialogue series
- **Action 10:** Provide energy audits
- **Action 11:** Provide retrofit kits
- **Action 14:** Join E3 fleet program
- **Action 17:** Commit to building new municipal buildings to LEED standard



Outcomes

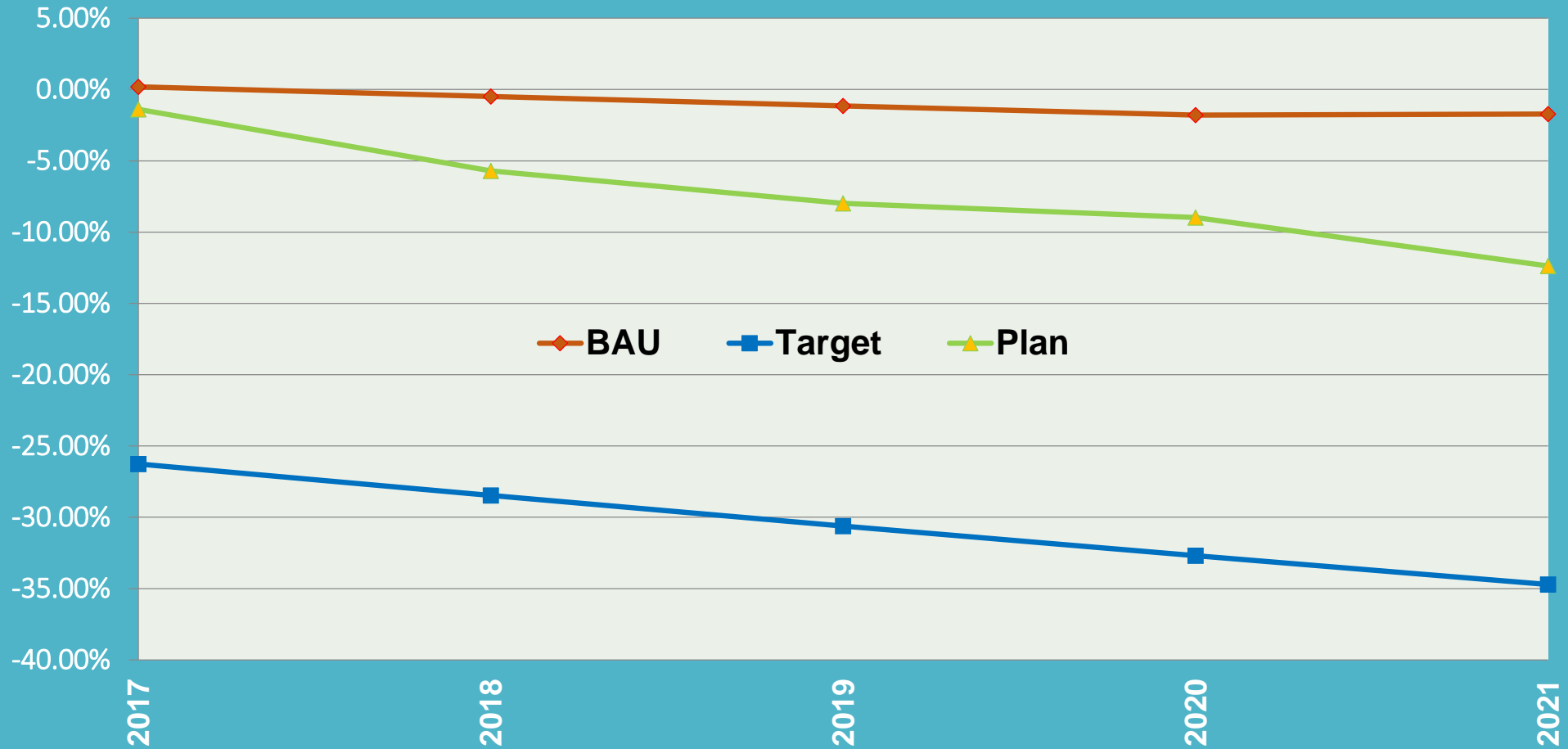
GHG Emissions (Tonnes)





Outcomes

Emissions Reductions





Thank you